














Category		Trail Name	Description	Area / Getting There
Learning		Pooh Bear	This dedicated learning zone features a wide, gentle groomer with a mild pitch perfect for first timers	From Teton Village ride Sweetwater Gondola, unload at the mid-station and exit left
Groomer		Werner	Features excellent, untouched groomed snow in the early morning; whip out GS turns on this wide groomer with a steep rollover and undulating pitch	Ride the Sweetwater Gondola to the top or take the Teewinot Quad; Werner feeds into Lower Werner
Scenic Cruisers		Easy Does It / Sleeping Indian	Après Vous Mountain is often less crowded and Easy Does It or Sleeping Indian both offer amazing views	Casper Quad Chair, head left for Easy Does It or right for Sleeping Indian
Easy Scenic		Sundance	This lengthy leg burner offers amazing views of the valley where you can crank out turns	Sweetwater Gondola, take Nez-Perce to connect to Sundance; it runs directly beneath the Bridger Gondola
Burner		Gros Venture	A great place to work up to tackling JH's legendary vertical drop; this groomer also provides access to the Slalom trail for some fun turns	From the top of the Bridger Gondola, locate Gros Venture off the main cat track
Fresh Powder		Wide Open	For intermediate skiers looking to try Jackson Hole's famous powder, check out Wide Open, which is seldom groomed after fresh snow	Point left off the Teton Quad Chair
Sun		Rendezvous Bowl	This southeast facing pitch offers high speed turns and wide open terrain; In fresh snow, it can be legendary	Tram, exit pass Corbet's Cabin and drop in anywhere you see fit
Bumps (Advanced)		Bivouac	Steep yet wide, the off-piste terrain of Bivouac can grow some large moguls. If conditions aren't great, dip off into the trees for softer, sheltered snow	From the tram, drop into Rendezvous Bowl and head for the resort's boundary line
Steep & Deep (with hiking)		The Headwall / Casper Bowl	When open, a bootpack from the Cirque can deliver extreme steeps and deeps in the Headwall Zone. Keep going if you'd like to sample the goods in Casper Bowl (access only available through gates)	Traverse right off the Sublette Quad toward the Cirque; stay high and head for the bootpack to the skier's left; plan to hike for about 15-minutes
Burner (Advanced)		The Hobacks	Try this 2,000-foot ungroomed pitch to feel serious quad quake. These wide-open slopes along the resort's southern boundary offer a hearty challenge	From the tram, use Rendezvous Bowl to the cat track and drop in
Short & Steep		Tower 3 Chute	Though there is nothing particularly short at Jackson, this steep, narrow chute is playful and often has plenty of great snow	From atop the tram, use Dog Face to catch the Laramie Traverse
Chutes		Alta Chutes	These steep, north-facing chutes with a little Hollywood flair offer technically challenging terrain underneath the Sublette Quad	The chutes sit below the summit along the ridge, accessible from the Sublette Quad Chair
Showing Off		Corbet's Couloir	Iconic in the winter sporting world, Corbet's is not for the faint of heart. Visible from the tram, this legendary Hollywood line features a tricky entrance, formidable steeps, and narrow cliffs	You can't miss it when looking South from the tram near the top of the tram terminal